



**UL 723
TEST FOR SURFACE BURNING
CHARACTERISTICS OF
BUILDING MATERIALS**

“DC 315”

Report No. 3159762SAT-002 Rev. 1

September 24, 2008

Prepared For:
International Carbide Technology
International Fireproof Technology Inc.
No. 1-17, Toa-Chan, 12 Ling
Lu-Chu Hsiang
Kern-Ko Village Taoyuan Hsien 338
Taiwan, Rep. of China

Intertek Testing Services NA, Inc.
16015 Shady Falls Road, Elmendorf, TX 78112
Telephone: 1-800-966-5253 Fax: 1-210-635-8101
Web: www.intertek-etlsemko.com

ABSTRACT

Test Material:	"DC 315"				
Test Standard:	UL 723 TEST FOR SURFACE BURNING CHARACTERISTICS OF BUILDING MATERIALS (NFPA 255, UBC 8-1, ASTM E - 84)				
Test Date:	September 11, 2008				
Test Sponsor:	International Carbide Technology International Fireproof Technology Inc.				
Test Results:	<table><tr><td>FLAME SPREAD INDEX</td><td>0</td></tr><tr><td>SMOKE DEVELOPED INDEX</td><td>10</td></tr></table>	FLAME SPREAD INDEX	0	SMOKE DEVELOPED INDEX	10
FLAME SPREAD INDEX	0				
SMOKE DEVELOPED INDEX	10				


This report is for the exclusive use of Intertek's Client and is provided pursuant to the agreement between Intertek and its Client. Intertek's responsibility and liability are limited to the terms and conditions of the agreement. Intertek assumes no liability to any party, other than to the Client in accordance with the agreement, for any loss, expense or damage occasioned by the use of the report. Only the Client is authorized to copy or distribute this report and then only in its entirety. Any use of Intertek name or one of its marks for the sale or advertisement of the tested material, product or service must first be approved in writing by Intertek. The observations and test results in this report are relevant only to the sample tested. This report by itself does not imply that the material, product, or service is or has ever been under an Intertek certification program.



Teodoro Alvarado Jr
Tunnel Operator

Date: September 24, 2008

Reviewed and approved


Miguel Zamarripa
Project Manager

Date: September 24, 2008



I. INTRODUCTION

This report describes the results of the UL 723 TEST FOR SURFACE BURNING CHARACTERISTICS OF BUILDING MATERIALS a method for determining the comparative surface burning behavior of building materials. This test is applicable to exposed surfaces, such as ceilings or walls, provided that the material or assembly of materials, by its own structural quality or the manner in which it is tested and intended for use, is capable of supporting itself in position or being supported during the test period.

The purpose of the method is to determine the relative burning behavior of the material by observing the flame spread along the specimen. Flame spread and smoke density developed are reported, however, there is not necessarily a relationship between these two measurements.

“The use of supporting materials on the underside of the test specimen may lower the flame spread index from that which might be obtained if the specimen could be tested without such support... This method may not be appropriate for obtaining comparative surface burning behavior of some cellular plastic materials... Testing of materials that melt, drip, or delaminate to such a degree that the continuity of the flame front is destroyed, results in low flame spread indices that do not relate directly to indices obtained by testing materials that remain in place.”



This test method is also published under the following designations:

NFPA 255
UBC 8-1
ASTM E-84

This standard should be used to measure and describe the properties of materials, products, or assemblies in response to heat and flame under controlled laboratory conditions and should not be used to describe or appraise the fire hazard or fire risk of materials, products, or assemblies under actual fire conditions. However, results of this test may be used as elements of a fire risk assessment which takes into account all of the factors which are pertinent to an assessment of the fire hazard of a particular end use.

II. PURPOSE

The UL 723 (25 foot tunnel) test method is intended to compare the surface flame spread and smoke developed measurements to those obtained from tests of mineral fiber cement board and select grade red oak flooring. The test specimen surface (18 inches wide and 24 feet long) is exposed to a flaming fire exposure during the 10 minute test duration, while flame spread over its surface and density of the resulting smoke are measured and recorded. Test results are presented as the computed comparisons to the standard calibration materials.

The furnace is considered under calibration when a 10 minute test of red oak decking will pass flame out the end of the tunnel in five minutes, 30 seconds, plus or minus 15 seconds. Mineral fiber cement board forms the zero point for both flame spread and smoke developed indexes, while the red oak flooring smoke developed index is set as 100.



III. DESCRIPTION OF TEST SPECIMENS

Specimen Identification:	"DC 315"
Date Received:	9/3/2008
Date Prepared:	9/3/2008
Conditioning (73°F & 50% r..h.):	8 days
Specimen Width (in):	24
Specimen Length (ft):	24
Specimen Thickness:	0.2600
Material Weight:	N/A
Total Specimen Weight:	75
Adhesive or coating application rate:	N/A

Mounting Method:

The specimen was self-supporting.

Specimen Description:

The specimen was described by the client as the "Fire Retardant @ 120 square foot per gallon". The specimen consisted of (3) 8-ft. long x 24-in. wide x 0.2600-in. thick, white fire retardant sprayed on tunnel board. The samples were witnessed sprayed at Intertek San Antonio location by Jeff Paterson from Intertek. The specimen was identified by the client as "DC 315". The product was received by our personnel in good condition.

IV. TEST RESULTS & OBSERVATIONS

The test results, computed on the basis of observed flame front advance and electronic smoke density measurements are presented in the following table.

While no longer a part of this standard test method, the Fuel Contributed Value has been computed, and may be found on the computer printout sheet in the Appendix.



Test Specimen	Flame Spread Index	Smoke Developed Index
Mineral Fiber Cement Board	0	0
Red Oak Flooring		100
"DC 315"	0	10

The data sheets are included in Appendix A. These sheets are actual print-outs of the computerized data system which monitors the tunnel furnace, and contain all calibration and specimen data needed to calculate the test results.

V. OBSERVATIONS

During the test, the specimen was observed to behave in the following manner: The specimen began to discolor at 1:29 (min:sec.). The samples began to crack at 3:37 (min:sec.). The test continued on for the ten-minute duration.

After the test, the specimen was observed to be damaged as follows: The panels were charred from 0-ft. – 4-ft. and discolored from 4-ft. – 24-ft.



APPENDIX
UL 723
DATA SHEETS



Client: INTERNATIONAL CARBIDE

Date: 9/11/2008

Project Number: 3159762SAT-002

Test Number: 2

Operator: TA/AM

Specimen ID:

"DC 315 120 SQUARE FEET PER GALLON, FIRE RETARTENT". THE SPECIMEN WAS SELF-SUPPORTING. THE TEST WAS WITNESSED BY RICHARD GUARNIERI FROM INTERNATIONAL CARBIDE.

TEST RESULTS

FLAME SPREAD INDEX: 0

SMOKE DEVELOPED INDEX: 10

SPECIMEN DATA . . .

Time to ignition (sec): 0

Time to Max FS (feet): 0

Maximum FS (feet): 0

Time to 980 °F (sec): NEVER REACHED

Time to End of Tunnel (sec): NEVER REACHED

Max Temperature (F): 609

Time to Max Temperature (sec): 569

Total Fuel Burned (cubic feet): 50.85

FS* Time Area (ft*min): 0.7

Smoke Area (%A*min): 8.5

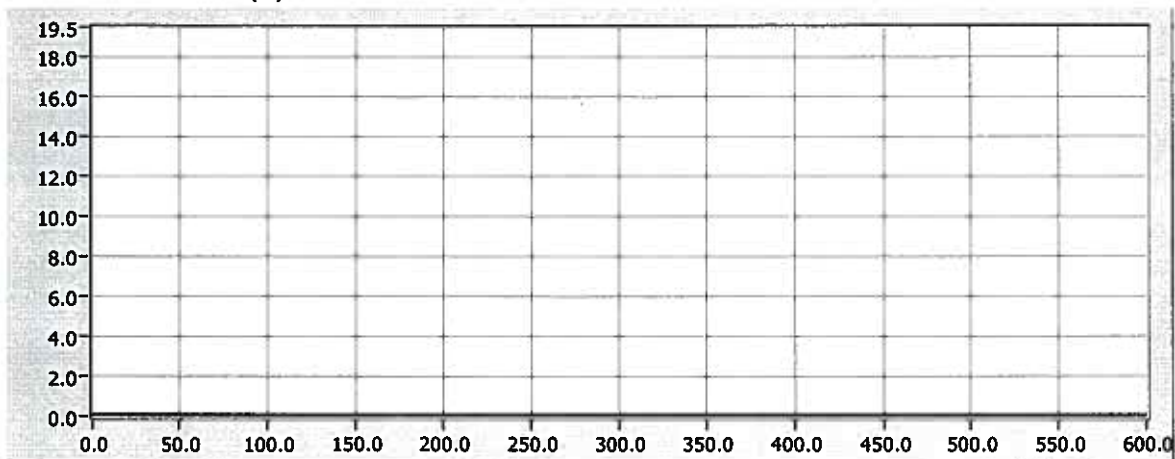
Unrounded FSI: 0.3

CALIBRATION DATA . . .

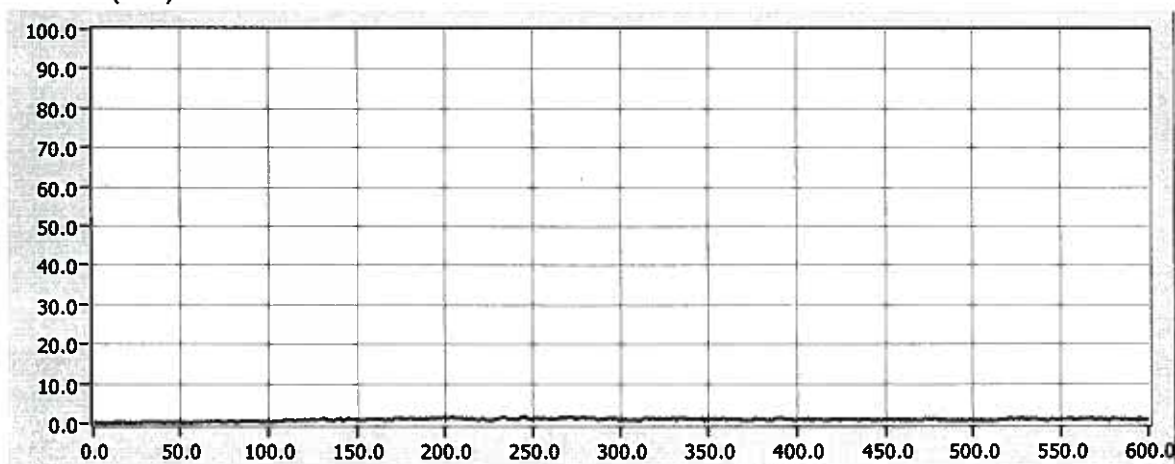
Time to ignition of last Red Oak (sec): 34

Red Oak Smoke Area (%A*min): 94

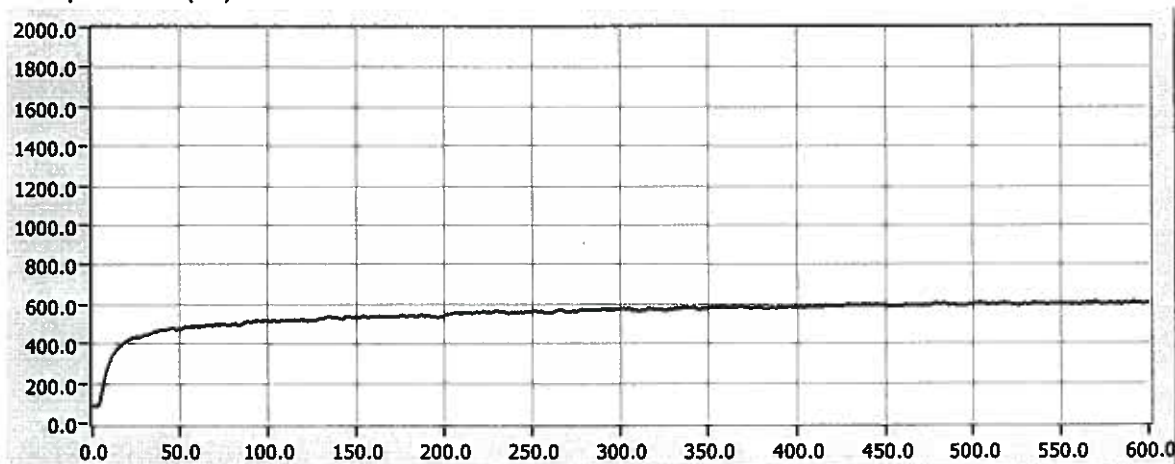
FLAME SPREAD (ft)



Smoke (%A)



Temperature (°F)



Time (sec)

600